

Synthetic Methods

Reactivity of *N*-Substituted *Exo*-oxazolidin-2-one Dienes with Naphthalene Chalcones and Cyclic 1,3-Dicarbonyl Compounds

Salvador Mastachi-Loza,^[a] Tania I. Ramírez-Candelero,^[a] Carlos González-Romero,^[a] Eduardo Díaz-Torres,^[a] Aydeé Fuentes-Benites,^{*[a]} and Joaquín Tamariz^[b]

Abstract: The *N*-substituted *exo*-2-oxazolidinone dienes are versatile molecules that undergo a variety of reactions. To further explore this versatility, Diels-Alder reactions were carried out with novel naphthalene chalcones. Upon attempting the Diels-Alder reaction with 2-hydroxy-1,4-naphthoqui-

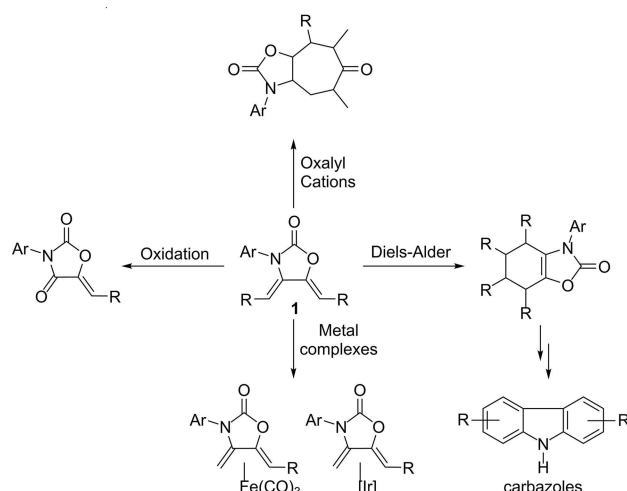
none, the formation of chromene unexpectedly took place via a formal [3+3] cycloaddition reaction. The observed reaction was then achieved with other 1,3-dicarbonyl compounds.

Introduction

The *N*-substituted *exo*-2-oxazolidinone dienes **1** are useful and versatile molecules that undergo a variety of reactions, including Diels-Alder cycloadditions,^[1–4] [4+3] cycloadditions with oxalyl cations,^[5] the formation of metal complexes^[6–8] and oxidation to oxazolidine-2,4-diones.^[9] These dienes have also been involved in the successful synthesis of natural carbazoles (Scheme 1).^[10–13]

Dienes **1** are known to react with different dienophiles, particularly those substituted with electron withdrawing groups. Among the possible dienophiles are chalcones, molecules containing a *trans*-1,3-diaryl-2-propen-1-one as the chemical scaffold.^[14,15] This framework is widespread in nature, being found in compounds within vegetables, fruits and other plants.^[15–18] Owing to their electron deficient double bond, chalcones are excellent dienophiles, readily reacting with diverse dienes.^[19–23]

On the other hand, 1,2- and 1,4-naphthoquinones are a group of compounds derived from naphthalene, with the structure of fully conjugated diones.^[24] These naturally-occurring compounds^[25,26] serve as natural oxidation-reduction reagents. One example is vitamin K, comprised of a naphthoquinone skeleton that plays a vital role in several biological processes.^[27] Moreover, naphthoquinones have been used as dienophiles in Diels-Alder cycloadditions for the construction of important molecules.^[28–30]



Scheme 1. Previously reported reactions of *N*-substituted *exo*-2-oxazolidinone dienes **1**.

To improve the synthetic scope for dienes **1**, we herein describe Diels-Alder reactions with novel 1,4-dimethoxynaphthalene chalcones. Moreover, we present the case of an attempted Diels-Alder reaction with 2-hydroxy-1,4-naphthoquinone that led to a chromene compound by a formal [3+3] cycloaddition. This reaction was further explored with other 1,3-dicarbonyl compounds.

Results and Discussion

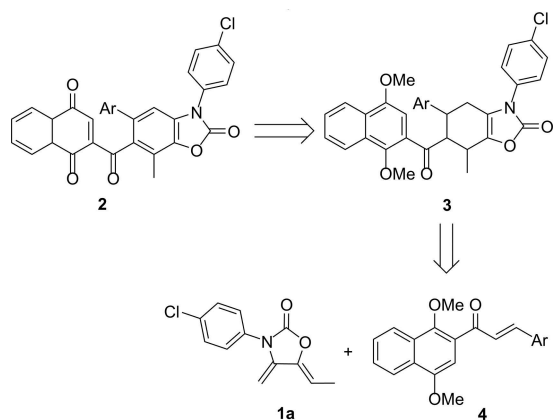
The first objective was to prepare new benzoxazole-2-ones **2** with a naphthoquinone moiety. The synthetic approach was the oxidation of compound **3** which had been generated by a Diels-Alder reaction between diene **1a** and chalcones **4** (Scheme 2).

The *N*-substituted *exo*-2-oxazolidinone diene **1a** was prepared by condensation of 2,3-pentanedione with the corre-

[a] S. Mastachi-Loza, T. I. Ramírez-Candelero, C. González-Romero, E. Díaz-Torres, A. Fuentes-Benites
Departamento de Química Orgánica
Facultad de Química, Universidad Autónoma del Estado de México
Paseo Tollocan y ColónS/N, 50000, Toluca, Estado de México, México
E-mail: mpagfuentesb@uaemex.mx

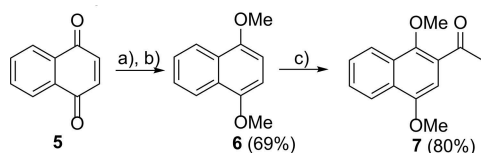
[b] J. Tamariz
Escuela Nacional de Ciencias Biológicas
Instituto Politécnico Nacional
Prol. Carpio y Plan de AyalaS/N, 11340, CDMX, México

Supporting information for this article is available on the WWW under <https://doi.org/10.1002/ajoc.201800496>



Scheme 2. Retrosynthesis for target compounds 2.

sponding aryl isocyanate in the presence of triethylamine as the base, employing a well-known method.^[1] The synthesis of chalcones 4, to our knowledge being reported for the first time, began with the reduction of naphthoquinone (5) by using SnCl₂·2H₂O in concentrated HCl. Subsequently, the resulting 1,4-naphthohydroquinone was methylated with MeI and K₂CO₃, furnishing 6 in good yield. Diverse techniques were assayed for the acetylation of compound 6, but common methods, such as acetyl chloride in the presence of AlCl₃, gave multiple acylation products. However, by using a mixture of trifluoroacetic anhydride and acetic acid,^[31] 2-acetyl-1,4-dimethoxy naphthalene (7) was provided in good yield (Scheme 3).



Scheme 3. Reaction conditions: a) SnCl₂·2H₂O, HCl, MeOH, reflux, 3 h. b) MeI, K₂CO₃, DMF, 50 °C, overnight. c) TFAA, AcOH, 60 °C, 3 h.

The desired key naphthoquinone 7 underwent aldol condensation with aromatic aldehydes in the presence of NaOH as the base, affording the series of novel naphthalene chalcones 4a–e in good to moderate yields (Table 1).

Subsequently, with toluene as solvent, the Diels-Alder cycloaddition between 1a (1 mmol) and chalcones 4a–e (1 mmol) was carried out in an Ace-glass pressure tube by heating at 180 °C for 24 h. This method furnished tetrahydrobenzoxazol-2-ones 3 in good yields. This reaction was regioselective, as only the *ortho* isomers (relative to the methyl and carbonyl functional groups) were produced. A detailed NMR analysis of the sole purified fraction of adducts 3 revealed a mixture of the two diastereoisomers 9 and 10 (Table 2). In all the reactions, the major diastereoisomers were the *endo* adducts 10a–e. The relative configuration for both isomers was assigned in accordance with previous studies that examined oxazolidin-2-one dienes 1 in Diels-Alder reactions.^[1]

Table 1. Synthesis of novel chalcones 4.^[a]

Compound	Ar	Yield (%) ^[b]	m.p. (°C)
4a	4-methoxyphenyl	91	99–100
4b	4-methylthiophenyl	76	85–86
4c	2-thienyl	79	139–140
4d	2,4-dichlorophenyl	77	108–109
4e	phenyl	66	oil

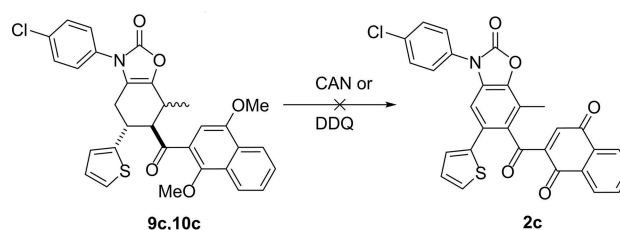
^[a] 7 (5 mmol), 8 (5 mmol), EtOH (20 mL), NaOH (25 mL, 10% aq.) reacted for 0.5–1 h at r.t. ^[b] After crystallization from hot EtOH.

Table 2. Preparation of diastereoisomeric Diels-Alder adducts 4,5,6,7-tetrahydrobenzoxazol-2-ones 9/10.

Adducts	Ar	Yield (%) ^[a]	Ratio ^[b] 9/10
9a, 10a	4-methoxyphenyl	72	40:60
9b, 10b	4-methylthiophenyl	78	39:61
9c, 10c	2-thienyl	72	16:84
9d, 10d	2,4-dichlorophenyl	64	2:98
9e, 10e	phenyl	74	20:80

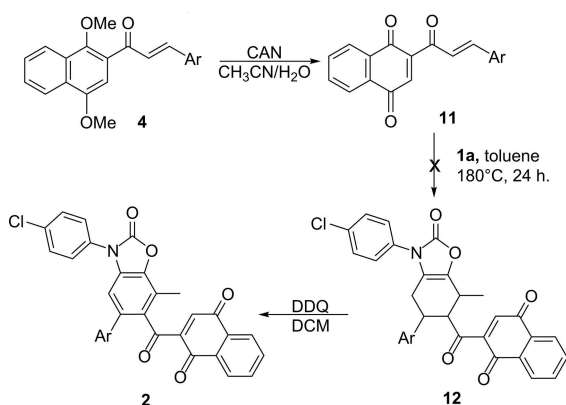
^[a] For diastereoisomer mixture. ^[b] Determined by ¹H NMR.

Attempts to aromatize the cyclohexyl moiety of the mixture of adducts 9c/10c, as well as to oxidize the 1,4-dimethoxynaphthalene moiety to 1,4-naphthoquinone 2c by using 2,3-dichloro-5,6-dicyano-1,4-benzoquinone (DDQ) or ceric ammonium nitrate (CAN) were unsuccessful, and a complex mixture of products was observed (Scheme 4).



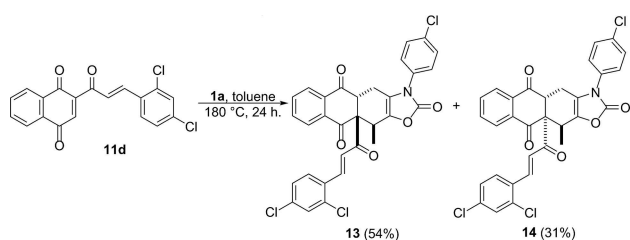
Scheme 4. Attempts to aromatize 9c/10c.

After reviewing the proposed pathway, we decided to oxidize chalcones 4a–e before carrying out the Diels-Alder cycloaddition, which was followed by the oxidative aromatization with DDQ to provide the desired product 2 (Scheme 5).



Scheme 5. Alternative pathway to synthesize 2.

Oxidation of chalcone **4d** (1 mmol) using CAN (3 mmol) in $\text{CH}_3\text{CN}/\text{H}_2\text{O}$ and stirring at room temperature for 30 min. gave the corresponding 1,4-naphthoquinone **11d** in high yield (96%). Rather than providing the desired product **12**, however, the Diels-Alder cycloaddition between **11d** and **1a** afforded a pair of diastereoisomers, **13/14** (64:36), in 85% overall yield. They were separated by purification with column chromatography (Scheme 6).



Scheme 6. Diels-Alder cycloaddition between **1a** and **11d**.

Notably, only the *ortho* regioisomer (relative to the *gem* disubstituted carbon of dienophile **11d** and the methyl substituted terminal carbon atom of diene **1a**) was furnished, and the *exo* isomer (considering the quinone moiety of the dienophile **11d**) was the major diastereoisomer. Moreover, this cycloaddition proceeded with high chemoselectivity since the reaction occurred at the naphthoquinone moiety as the dienophile rather than propen-1-one as the dienophile. The higher reactivity of the quinone moiety as the dienophile is probably due to the presence of three electron-withdrawing groups (two carbonyl groups of the quinone functional group and the third of the chalcone component) that strongly activate the double bond.^[32]

Characterization for compounds **13** and **14** was achieved by ^1H NMR, ^{13}C NMR and 2D NMR experiments (COSY, NOESY, HSQC and HMBC). In the ^1H NMR spectra, both products showed two doublet signals ($J \approx 15$ Hz) at the range of 6.7–8.0 ppm. These were attributed to the vinyl protons of the propen-1-one moiety, indicating their (*E*) configuration and

supporting the overall chemoselectivity. Meanwhile, ^{13}C NMR exhibited the presence of three carbonyl groups (190–195 ppm C_5 , C_{10} , C_{13}) and the carbamate carbonyl group in 153–154 ppm (C_2) (Figure 1a). The assignment of the signals for protons H_4 ,

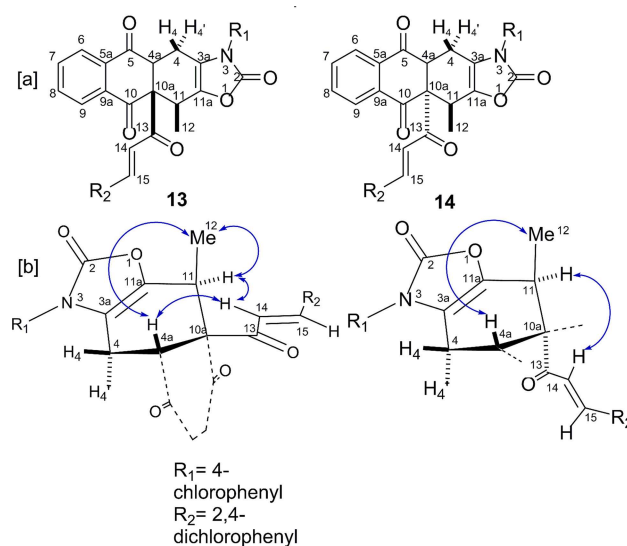
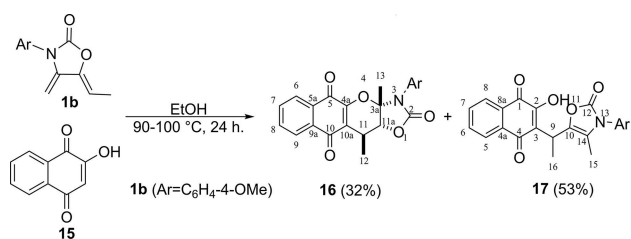


Figure 1. [a] Structure of **13** and **14**. [b] NOESY correlations in **13** and **14**.

H_{4a} , H_{11} and H_{12} and their correlation within the cyclohexene moiety provided the key evidence that allowed the relative configuration of both products to be established. For instance, the relative configuration for H_{4a} in **13** was identified by determining the coupling constants of H_4 and $\text{H}_{4'}$ with H_{4a} . This signal is displayed as a doublet of doublet (dd, $J = 11.3, 5.6$ Hz). The large coupling constant corresponds to the $\text{H}_{4a}ax\text{-H}_{4a}ax$ coupling, and the small one to the $\text{H}_{4a}ax\text{-H}_{4a}eq$ coupling (Figure 1b). The C_{12} methyl group configuration was revealed by a NOESY experiment. Thus, proton H_{4a} exhibits cross peak/diagonal peak signals with proton H_{12} , meaning that the methyl group is also *axial*. Although this correlation is illustrated in **14** as well, the difference between the two isomers was established based on the correlations between the vinyl proton H_{14} and the cyclohexenyl protons. In the NOESY experiment for isomer **13**, cross peak/diagonal peak signals were displayed with protons H_{4a} (weak), H_{11} (strong) and H_{12} (strong), indicating that the prop-3-en-1-one group has a relative *cis* configuration regarding those protons. On the contrary, proton H_{14} for isomer **14** only displays cross peak/diagonal peak signals with proton H_{11} , suggesting a relative *trans* configuration with regarding proton H_{4a} and methyl group H_{12} (Figure 1b).

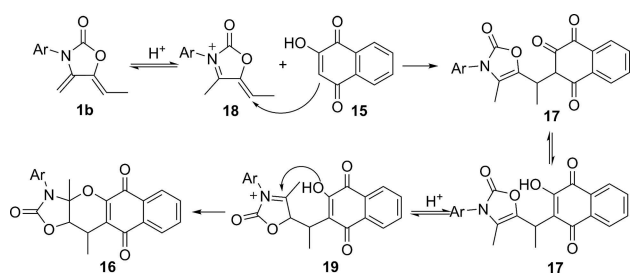
Due to the abovementioned results, other cycloadditions were tested between dienes **1** and naphthoquinone derivatives in an attempt to obtain a series of anthraquinones. Accordingly, **1b** was reacted with 2-hydroxy-1,4-naphthalene (**15**) in EtOH and heated at 90–100 °C for 24 h. Instead of the expected Diels-Alder adducts, new compounds were isolated and characterized, being chromene **16** and naphthoquinone **17** (Scheme 7).

Apparently, chromene **16** was formed through a formal [3+3] cycloaddition reaction. This type of annulation has been



Scheme 7. Unexpected cycloaddition between 1 a and 15.

employed for the construction of a variety of complex heterocycles,^[33] and usually involves a condensation between α,β -unsaturated carbonyl compounds or α,β -unsaturated iminium salts (*in situ* generated) with 1,3-dicarbonyl compounds or β -enaminones.^[34–37] Mechanistically, the process depends on the type of substrate used. It is a two-step reaction, in which two pathways are competing with each other: (a) a 1,2-addition vs. 1,4-addition, and (b) a C-addition vs. the O-addition.^[38] Considering the presence of compound 17, a plausible mechanism for the formation of 16 can be proposed. Dienes 1 a or 1 b undergo isomerization under the mild acidic conditions, as described in previous studies,^[39,40] inducing the formation of iminium salt 18. The latter suffers a C-1,4-addition by the *enol* moiety of 15 to form intermediate 17. After formation of iminium salt 19, the ring closure takes place by an O-1,2-addition, promoting the formation of chromene 16 (Scheme 8).



Scheme 8. Proposed mechanism for the synthesis of 16.

The characterization of compounds 16 and 17 was achieved by ¹H NMR, ¹³C NMR and 2D NMR experiments (NOESY, COSY, HSQC and HMBC). In the ¹H NMR spectrum of 17, proton H₉ appears at 4.59 ppm as a quartet (*J* = 7.2 Hz), which is consistent with the absence of a vinylic proton in C₃ and the formation of the *enol* tautomer. Furthermore, the ¹³C NMR spectrum displays a signal at 26.28 ppm attributed to C₉. This chemical shift would be expected for allylic carbons. In the case of the ¹³C NMR spectrum of 16, the signal of carbon C_{3a} is found at 93.61 ppm, which is consistent with a deshielding effect generated by adjacent O and N atoms. Likewise, proton H₁₁ displays a crosspeak correlation with carbon C₁₀ in the HMBC experiment. Interestingly, the ring closure of 16 was stereoselective, evidenced by the fact that only one diastereomer was observed. The relative configuration was established by a NOESY experiment, where H₁₃ displays cross peak/diagonal peak signals with

H₁₂ and H_{11a}, meaning that methyl and methine protons are *cis* relative to each other. The *syn* relative configuration of the angular methyl group (C₁₃) and the secondary methyl group (C₁₂) is probably due to the steric repulsion and ring strain during the dihydropyran ring formation (from 19 to 16). This cyclization step leads to the formation of a heterocyclic hydrindane system (oxazolidin-2-one and dihydropyran rings), in which the *cis* bicyclic fusion is more stable than the *trans* one. This configuration induces the C₁₂ methyl group to adopt a relative configuration that is *anti* with respect to the oxazolidin-2-one ring, and consequently *syn* with respect to the C₁₃ methyl group.

Regarding the scope of the reaction, previous reports suggest that the formal [3 + 3] cycloaddition occurs with a variety of 1,3-dicarbonyl compounds.^[33] To explore this idea, the annulation reaction between 1,3-cyclohexanedione (20) and diene 1 a was carried out, affording the expected product 21 and the new by-product 22, the latter formed in a higher ratio. The use of AcOEt as solvent led to an increased yield of the desired chromene 21, although the reaction was incomplete even after 48 h. Considering the proposed mechanism, acidic catalyst was employed (conc. HCl) in the presence of a proper solvent (THF), providing the desired chromene 21 in better yield without any side products (Table 3, entry 3). Moreover, no

Table 3. Reaction conditions^[a] for synthesis of chromene 21.

Entry	Solvent	Temp. (°C)	Time	Cat.	21 (%)	22 (%)
1	EtOH	90–100	24 h	–	12	65
2	AcOEt	90–100	48 h ^[b]	–	34	–
3	THF	90–100	24 h	HCl ^[c]	59	–

^[a] 1 a (1 mmol), 20 (1 mmol) and 4 mL of solvent for 24 h. ^[b] No reaction completion occurred. ^[c] 0.1 mL of concentrated solution.

reaction intermediaries were detected, which would appear to indicate a complete cyclization to give 21 as a single regio- and diastereoisomer (with a *cis* relative configuration, as formerly described for the pyran ring of 16).

Having found the improved reaction conditions, other 1,3-dicarbonyl compounds were evaluated. As shown in Table 4, different chromenes were obtained by formal [3 + 3] cycloaddition with dienes 1 a and 1 b.

It is notable that for almost all the compounds, including 15, no open intermediate was isolated (except for compound 33), and the relative configuration for the fused-pyran ring was always the same.

Table 4. Synthesized chromenes by formal [3 + 3] cycloaddition.^[a]

		Product	Yield (%) ^[b]
Diene	1,3-Dicarbonyl Compound		
1a			54
1a			55
1a			48
1a			71
1a			47
1a			43
1a		ND ^[c]	–
1a		ND ^[c]	–
1b			88
1b			64
1b			80

Table 4. continued

		Product	Yield (%) ^[b]
Diene	1,3-Dicarbonyl Compound		
1b			58
1b			56

^[a] Reaction conditions: diene (1 mmol), 1,3-dicarbonyl compound (1mmol) and 0.1 mL conc. HCl at 90–100 °C for 24 h. ^[b] After purification. ^[c] Not detected, the structure for isomer 35 can be found in supporting information.

Regarding the use of acyclic β -oxo nucleophiles **34** and **36**, the isomeric diene **35** was identified as the main product, but without a [3 + 3] annulation. It is well known that dienes **1** tend to isomerize by a sigmatropic rearrangement upon heating and/or treatment under acidic conditions, forming the more stable isomer **35**.^[3,39] Hence, the present results suggest that cyclic enols are needed to carry out the annulation process. Krasnaya^[41] and Moorhoff^[42] reported that with acyclic compounds, an equilibrated mixture of 1-oxatrienes and the desired pyranes is usually generated. This equilibrium is substrate dependent. In the few cases in which complete cyclization was achieved, the resulting yields were very low.^[33] A similar behavior seems to be seen with the five-membered β -dicarbonylic substrate **32**, having only furnished the C-addition product **33** and isomer **35** (32%).

Conclusions

The preparation of novel chalcone derivatives **4** is herein described, as well as their use in the synthesis of 4,5,6,7-tetrahydrobenzoxazol-2-ones **9/10** and tetrahydroantra[2,3-*d*]oxazole-2,5,10(3*H*)triones **13/14** by a highly regioselective Diels-Alder cycloaddition. An unexpected synthesis of chromeno[2,3-*d*]oxazol-2-ones via a formal [3 + 3] cycloaddition with 1,3-dicarbonyl compounds was found. This reaction proceeded with high regio- and stereoselectivity, although substrate limitations existed. Thus, the current results illustrate the versatility of *N*-substituted *exo*-2-oxazolidinone dienes **1** for the construction of diverse scaffolds with synthetic interest. Synthetic applications of these novel compounds are currently in process, and the results will be reported in due course.

Acknowledgements

Financial support from UAEMéx (project No. 4512/2018/CI) and CONACYT (postgraduate scholarship Grant No. 401195) is gratefully acknowledged. J.T. is thankful to the SIP/IPN (grant 20180198) and CONACYT (grant A1-S-17131) for financial support. The authors would like to thank Dr. Davir González-Calderón, M. en C. Nieves Zavala-Segovia, and Lizbeth Triana-Cruz (CCIQS UAEMéx–UNAM), Instituto de Química UNAM as well as Luis Velasco, Javier Pérez, Hector Rios, María I. Chavez, Beatriz Quiroz and Mario Alfredo Garcia Carrillo for technical assistance. J.T. is a fellow of the EDI-IPN and COFAA-IPN programs.

Conflict of Interest

The authors declare no conflict of interest.

Keywords: Quinone · Diels-Alder · Benzoxazolone · Formal [3 + 3] cycloaddition · Chromene · Pyrane

- [1] A. Fuentes, R. Martínez-Palou, H. A. Jiménez-Vázquez, F. Delgado, A. Reyes, J. Tamariz, *Monatsh. Chem.* **2005**, *136*, 177–192.
- [2] M. I. Flores-Conde, L. Reyes, R. Herrera, H. Rios, M. A. Vazquez, R. Miranda, J. Tamariz, F. Delgado, *Int. J. Mol. Sci.* **2012**, *13*, 2590–2617.
- [3] A. B. Mandal, A. Gómez, G. Trujillo, F. Méndez, H. A. Jiménez, M. J. Rosales, R. Martínez, F. Delgado, J. Tamariz, *J. Org. Chem.* **1997**, *62*, 4105–4115.
- [4] R. Martínez, H. A. Jiménez-Vázquez, A. Reyes, J. Tamariz, *Helv. Chim. Acta* **2002**, *85*, 464–482.
- [5] P. Alcázar, I. Cruz, C. González-Romero, E. Cuevas-Yañez, E. Díaz, J. Tamariz, H. A. Jiménez-Vázquez, D. Corona-Becerril, R. A. Toscano, A. Fuentes-Benites, *Tetrahedron* **2015**, *71*, 1604–1615.
- [6] F. Ortega-Jiménez, A. Benavides, F. Delgado, H. A. Jiménez-Vázquez, J. Tamariz, *Organometallics* **2010**, *29*, 149–159.
- [7] V. Salazar, O. R. Suárez-Castillo, R. Padilla, J. C. Macías, M. A. Méndez-Rojas, J. Tamariz, A. Benavides, *Organometallics* **2006**, *25*, 172–176.
- [8] R. Padilla, V. Salazar-Pareda, D. Mendoza-Espinosa, J. M. Vásquez-Pérez, N. Andrade-López, J. Tamariz, J. G. Alvarado-Rodríguez, J. Cruz-Borbolla, *Dalton Trans.* **2016**, *45*, 16878–16888.
- [9] A. Benavides, R. Martínez, H. A. Jiménez-Vázquez, F. Delgado, J. Tamariz, *Heterocycles* **2001**, *55*, 469.
- [10] A. Zempoalteca, J. Tamariz, *Heterocycles* **2002**, *57*, 259.
- [11] C. González-Romero, P. Bernal, F. Jiménez, M. del C. Cruz, A. Fuentes-Benites, A. Benavides, R. Bautista, J. Tamariz, *Pure Appl. Chem.* **2007**, *79*, 181–191.
- [12] A. Benavides, J. Peralta, F. Delgado, J. Tamariz, *Synthesis* **2004**, 2499–2504.
- [13] R. Bautista, P. Bernal, L. Montiel, F. Delgado, J. Tamariz, *Synthesis* **2011**, *6*, 929–933.
- [14] S. Sebti, A. Solhy, A. Smahi, A. Kossir, H. Oumimoun, *Catal. Commun.* **2002**, *3*, 335–339.
- [15] N. K. Sahu, S. S. Balbhadra, J. Choudhary, D. V. Kohli, *Curr. Med. Chem.* **2012**, *19*, 209–225.
- [16] B. Zhou, C. Xing, *Med. Chem.* **2015**, *5*, 388–404.
- [17] D. I. Batovska, I. T. Todorova, *Curr. Clin. Pharmacol.* **2010**, *5*, 1–29.
- [18] C. Zhuang, W. Zhang, C. Sheng, W. Zhang, C. Xing, Z. Miao, *Chem. Rev.* **2017**, *117*, 7762–7810.
- [19] R. Kamakshi, B. S. R. Reddy, *J. Polym. Sci. Part Polym. Chem.* **2008**, *46*, 1521–1531.
- [20] J. L. Corbett, R. T. Weavers, *Synth. Commun.* **2008**, *38*, 489–498.
- [21] X. Fang, X. Chen, Y. R. Chi, *Org. Lett.* **2011**, *13*, 4708–4711.
- [22] H. Lv, J. Mo, X. Fang, Y. R. Chi, *Org. Lett.* **2011**, *13*, 5366–5369.
- [23] H. Cong, C. F. Becker, S. J. Elliott, M. W. Grinstaff, J. A. Porco, *J. Am. Chem. Soc.* **2010**, *132*, 7514–7518.
- [24] M. Nič, J. Jirát, B. Košata, A. Jenkins, A. McNaught, Eds., *IUPAC Compendium of Chemical Terminology: Gold Book*, IUPAC, Research Triangle Park, NC, **2009**.
- [25] Y. Kumagai, Y. Shinkai, T. Miura, A. K. Cho, *Annu. Rev. Pharmacol. Toxicol.* **2012**, *52*, 221–247.
- [26] B. R. Acharya, B. Bhattacharyya, G. Chakrabarti, *Biochemistry* **2008**, *47*, 7838–7845.
- [27] D. W. Stafford, *J. Thromb. Haemostasis* **2005**, *3*, 1873–1878.
- [28] D. M. Gelman, C. M. Forsyth, P. Perlmutter, *Org. Lett.* **2009**, *11*, 4958–4960.
- [29] C. S. Kramer, M. Nieger, S. Bräse, *Eur. J. Org. Chem.* **2014**, *10*, 2150–2159.
- [30] C. S. Kramer, S. Bräse, *Beilstein J. Org. Chem.* **2013**, *9*, 1414–1418.
- [31] T. A. Chorn, R. G. F. Giles, I. R. Green, V. I. Hugo, P. R. K. Mitchell, S. C. Yorke, *J. Chem. Soc. Perkin Trans. 1* **1984**, 1339–1343.
- [32] I. Fleming, *Molecular Orbitals and Organic Chemical Reactions*, Wiley, Chichester, West Sussex, U.K, **2009**.
- [33] R. Hsung, A. Kurdyumov, N. Sydorenko, *Eur. J. Org. Chem.* **2005**, *1*, 23–44.
- [34] A. I. Gerasyuto, R. P. Hsung, N. Sydorenko, B. Slafer, *J. Org. Chem.* **2005**, *70*, 4248–4256.
- [35] Q. H. To, Y. R. Lee, S. H. Kim, *Monatsh. Chem.* **2012**, *143*, 1421–1426.
- [36] J. Moreau, C. Hubert, J. Batany, L. Toupet, T. Roisnel, J.-P. Hurvois, J.-L. Renaud, *J. Org. Chem.* **2009**, *74*, 8963–8973.
- [37] M. Jonassohn, O. Sterner, H. Anke, *Tetrahedron* **1996**, *52*, 1473–1478.
- [38] P. De March, J. L. Roca, M. Moreno-Mañas, R. Pleixats, *J. Heterocycl. Chem.* **1984**, *21*, 1369–1370.
- [39] L. Reyes, H. Mendoza, M. A. Vázquez, F. Ortega-Jiménez, A. Fuentes-Benites, M. I. Flores-Conde, H. Jiménez-Vázquez, R. Miranda, J. Tamariz, F. Delgado, *Organometallics* **2008**, *27*, 4334–4345.
- [40] A. B. Mandal, A. Gómez, G. Trujillo, F. Méndez, H. A. Jiménez, M. J. Rosales, R. Martínez, F. Delgado, J. Tamariz, *J. Org. Chem.* **1997**, *62*, 4105–4115.
- [41] Z. A. Krasnaya, V. S. Bogdanov, S. A. Burova, Y. V. Smirnova, *Russ. Chem. Bull.* **1995**, *44*, 2118–2123.
- [42] C. M. Moorhoff, *Synthesis* **1997**, *6*, 685–690.

Manuscript received: August 14, 2018

Accepted manuscript online: September 10, 2018

Version of record online: September 27, 2018